

# Doreen Gehrke




## Portfolio - Paintings and Drawings

### A Selection

[www.doreen-gehrke-verlag.de](http://www.doreen-gehrke-verlag.de)

[info@doreen-gehrke-verlag.de](mailto:info@doreen-gehrke-verlag.de)



Doreen Gehrke Verlag



## MY STORY

In 2015 I was painting for my family for fun – for a birthday or Christmas. Later I started to take painting a little more seriously and since 2020 I offer paintings for purchase on Etsy. I'm now offering painting series at SINGULART too. But every piece listed on these platforms can also be purchased directly from me, some at a reduced price. If you would like to see more pictures of the paintings here in the portfolio, please visit the platforms mentioned. And if you're interested in a specific work, feel free to get in touch — I'm happy to discuss details, the price and personal arrangements with you.

I am a self-taught artist with experience in oil painting, mixed media, acrylic, ink, watercolor, and pastel. I experiment with various techniques, mostly painting abstract or surrealist motifs. Inspired by the nature or the works of famous artists, I create complex and appealing paintings through often intuitive painting processes.

## BALTIC SEA SERIES

I grew up on the German Baltic coast, on the island of Usedom. I now live in Stralsund and am also very familiar with the island of Rügen. I call this regionally limited area of the two islands, as well as the coastal areas, my home. The „Baltic Sea“ series is a reference to my homeland.



### Baltic Sea 1

Medium: Mixed Media

Year: 2020

Details: artwork on supported wooden frame. Artwork framed.

Dimensions: 37x47cm

Used Materials: acrylic paint, modeling paste, homemade paste, stones, decorative stones, sand.





## Baltic Sea 2

Medium: Mixed Media

Year: 2021


Details: artwork on supported wooden frame. Artwork framed.

Dimensions: 27x27cm

Used Materials: acrylic paint, modeling paste, homemade pastes, stones, decorative stones, sand, epoxy resin



The second painting in this series is a winter landscape. Due to climate change, ice floes rarely form in winter, and the currents then cause them to pile up towards the beach, forming small „icebergs.“ As children, we always secretly played there. However, what you often see on the beach is that it freezes and can become a slide. That’s why I used epoxy resin in the final design process.





### Baltic Sea 3

Medium: Mixed Media

Year: 2024


Details: artwork on supported wooden frame. Ready to hang. Framing on request.

Dimensions: 60x80cm

Used Materials: modeling pastes (including some I made myself), stones, decorative stones, sand, pigments, inks, acrylic inks



During the design process, I thought about the many shallows and dangerous currents in the Baltic Sea and recognize them in the painting. The Baltic Sea is always ridiculed as an inland sea. But that's being naive. The Baltic Sea can also be dangerous.





## Baltic Sea 4

Medium: Mixed Media

Year: 2025


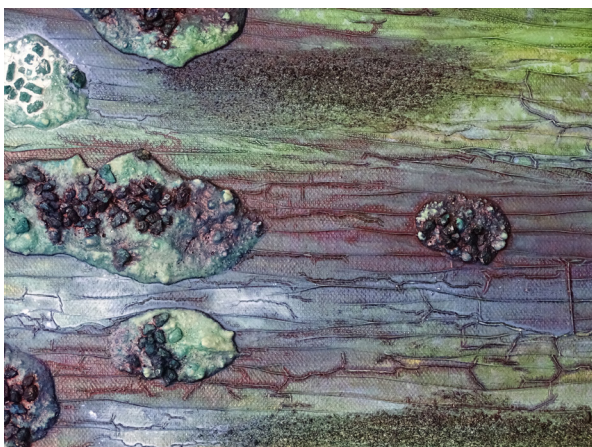
Details: artwork on supported wooden frame. Artwork framed.

Dimensions: 47x57cm

Used Materials: acrylic paint, marble dust, sand, acrylic binder, ink, acrylic ink, stones, decorative stones



With Baltic Sea 4, the series centered around the Baltic Sea continues. The horizontal composition is dominated by shimmering shades of blue and green, evoking associations with surging seas, deep streams, and weathered coastal landscapes. Golden shimmers beneath the waves, creating beautiful highlights. But what particularly catches the eye are the relief-like elements—some resembling mussel beds or seaweed islands—which, with the incorporation of natural materials and a mineral-like structure, create a tactile depth. Embedded stones add organic accents. The work invites the viewer to linger between reality and abstraction—almost meditatively, a calm yet powerful impression of a constantly changing landscape emerges. When creating this work, I often thought of sandbanks and other shallows.



## ABSTRACT SATELLITE INK PAINTINGS SERIES

I worked with ink in natural colors as well as acrylic ink in metallic colors and in white and black. Sometimes I also sprayed alcohol on the washes to break up the media. I let the media flow with plenty of water or influenced it by moving the paper, with or without a brush. The watercolor paper used is heavily textured, which had an additional effect on the setting of the washes. Since I didn't have any reference images (who has satellite images at home?), I know the colors of the selected landscapes and used them.



### **Amazon**

Medium: Ink + Acrylic Ink

Year: 2024

Details: Artwork framed.

Dimensions: 32x42cm

Used Materials: ink, acrylic ink, water





### **Baltic Sea**

Medium: Ink + Acrylic Ink

Year: 2024

Details: Artwork framed.

Dimensions: 32x42cm

Used Materials: ink, acrylic ink, water



### **Desert Heat**

Medium: Ink + Acrylic Ink

Year: 2024

Details: Artwork framed.

Dimensions: 32x42cm

Used Materials: ink, acrylic ink, water



## **Mauritius**

Medium: Ink + Acrylic Ink

Year: 2024

Details: Artwork framed.

Dimensions: 32x42cm

Used Materials: ink, acrylic ink, water



## **Mekong**

Medium: Ink + Acrylic Ink

Year: 2024

Details: Artwork framed.

Dimensions: 32x42cm

Used Materials: ink, acrylic ink, water





## VOLCANO LANDSCAPES SERIES

What kind of artist would I be if, as a trained geologist, I didn't paint volcanic landscapes? Volcano 1 is the first painting in this series and depicts lava—as a red flowing stream or „cooled“ with a cracked surface; depicted in different colors due to different chemical compositions.



### **Volcano 1**


Medium: Mixed Media

Year: 2022

Details: Artwork on supported wooden frame. Ready to hang. Framing on request.

Dimensions: 50x60cm

Used Materials: various modeling pastes (including homemade pastes), sand, alcohol, acrylic paints, acrylic ink, and ink





## Volcano 2

Medium: Mixed Media

Year: 2023



Details: Artwork framed.

Dimensions: 57x67cm

Used Materials: various modeling pastes (including homemade pastes), sand, chalk, acrylic paints, acrylic ink, and ink.



I think it's good that you can specify semi-abstract as well as surrealism when specifying the style, as this surrealist painting still features abstract forms. Unlike the first painting, I didn't want to depict flowing lava, but rather a volcanic landscape from a bird's eye view.



### Volcano 3

Medium: Mixed Media

Year: 2024

Details: Artwork framed.

Dimensions: 67x87cm

Used Materials: light texture paste, homemade paste, sand, decorative stones, acrylic paints, acrylic ink, and ink



For the third painting in this series, I wanted to depict an eruption with flowing lava. I made sure I could model the shape of the crater well with texture paste (I made myself). I even applied a light texture paste for the erupting lava.





## SCOTTS SERIES

For the first painting, I was inspired by a photograph I took of Mount Ben Lawers. It shows the mystical Scottish landscape shrouded in mist. But I couldn't do without a few golden highlights—they fit so well into the painting.



### Scotts 1


Medium: Mixed Media

Year: 2023

Details: Artwork framed.

Dimensions: 27x27cm

Used Materials: homemade pastes, acrylic paints, acrylic ink, ink, sand, decorative stones.





## Scotts 2

Medium: Mixed Media

Year: 2023

Details: Artwork on supported wooden frame. Ready to hang. Framing on request.

Dimensions: 60x80cm



After choosing a fairly small format for the first painting, I decided on a 60 x 80 cm format for the second painting – the largest canvas I’ve used so far. In addition to the decorative stones, rocks, and sand, I incorporated wooden discs, a branch, mosaic tiles, and a feather into the motif for the first time. The many different glazes of acrylic paint, ink, and acrylic ink clearly show the color combination of green and orange (copper, bronze). If you look closely, you can of course see all the other colors too. The painting features many different textures, not just on land, but the water also shows waves and circles (created by air bubbles). The motif is clearly recognizable – a Scottish mountain ridge with an elongated loch. Could be Loch Lomond from above, right? Who knows – it’s entirely up to you.





### Scotts 3

Medium: Mixed Media

Year: 2025

Details: Artwork on supported wooden frame. Ready to hang. Framing on request.

Dimensions: 60x80cm

Used Materials: homemade modeling pastes, marble powder, sand, acrylic binder, gesso, acrylic paints, ink, acrylic ink, natural stones, decorative stones, and glass fragments.



Scotts 3 – the third work in my Scotts series. This mixed-media painting is inspired by the rugged beauty of the Cuillin Hills on the Isle of Skye, Scotland, a striking mountain range formed by volcanic rock and dramatic weather. I used homemade modeling pastes, fine-grained texture paste, sand, natural stones, decorative stones, and glass fragments to add depth and dimension to the canvas. The lower area is enriched with earthy rust browns and greens, while the mountains rise in textured layers of Indigo, Payne's Grey, and dark earth tones. Above, a pale sky of layered white pigments and rough textures looms, giving the painting its wild and elemental atmosphere.

